



Optimal™+
Shelf Management System





Shelf Management & Stock Presentation made easy!



For angled & flat shelves - Rollertrack™ with Optimal™ fronts, dividers & pushers



Flat shelf with pusher. (No need for pushers on angled shelves)




Single Roller Track is used at ends and attaches to front and back rails. Double roller track is used between ends.



Aluminium or Optimal™ Dividers can be used. Either clip to Roller track or front and back rails.

Front profile used to attach components to shelf.



Spring Loaded Pusher

